

DCR-HC40/HC40E

RMT-831

SONY®

LEVEL 2

SERVICE MANUAL

Ver. 1.6 2006.08

This SUPPLEMENT-4 is the revised version of SUPPLEMENT-3.

Replace the SUPPLEMENT-3 (9-876-703-85) with the SUPPLEMENT-4.

DCR-HC40

US Model
Canadian Model
Brazilian Model
Korea Model
Japanese Model

DCR-HC40E

AEP Model
UK Model
East European Model
North European Model
Australian Model
Chinese Model

DCR-HC40/HC40E

E Model
Hong Kong Model
Tourist Model


SUPPLEMENT-4

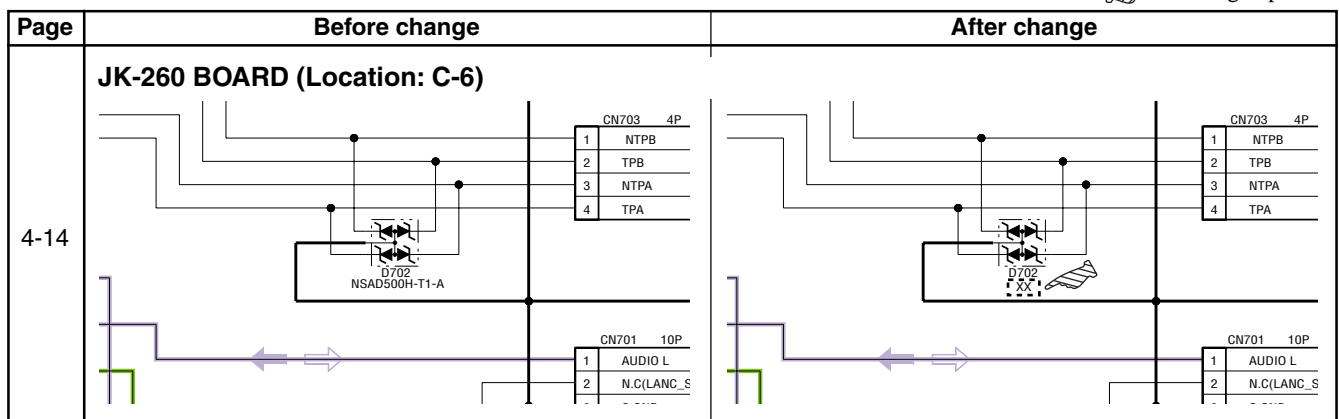
File this supplement-4 with the service manual.
(DI06-058)

- Change of schematic diagrams
- Addition of board suffix number
- Change of repair parts list


4. PRINTED WIRING BOARDS AND SCHEMATIC DIAGRAMS

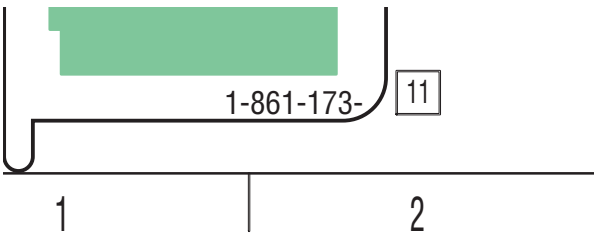
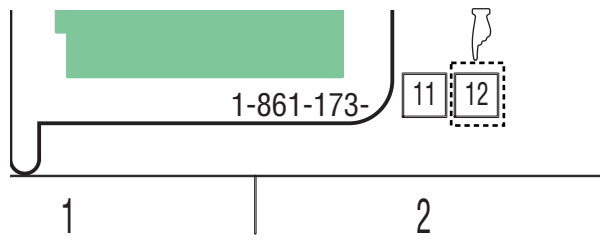
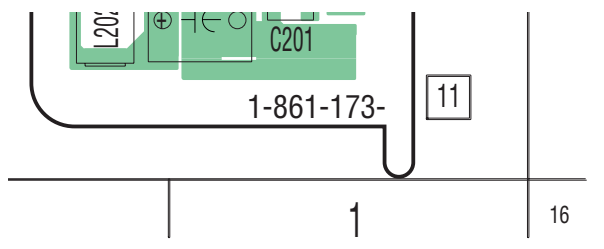
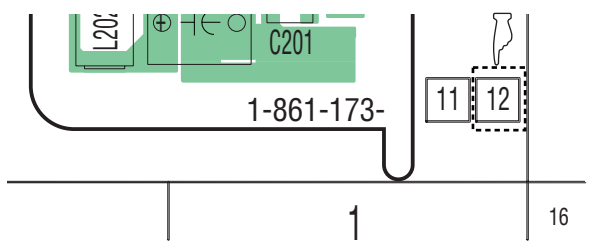
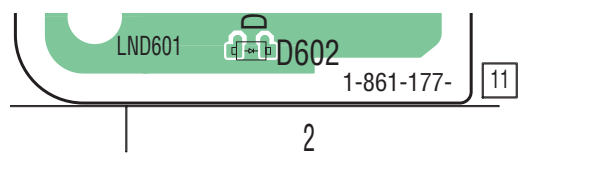
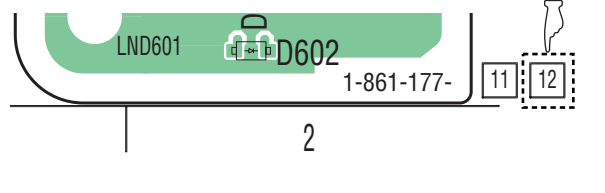
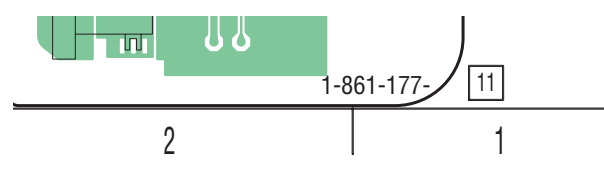
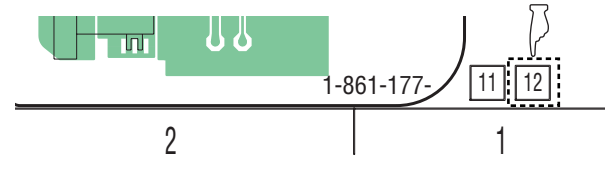
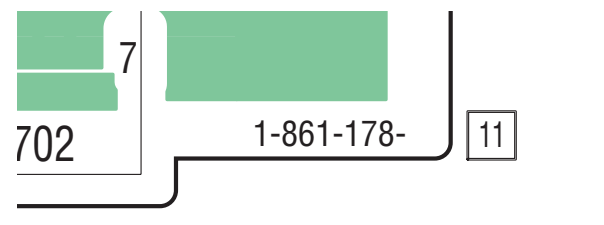
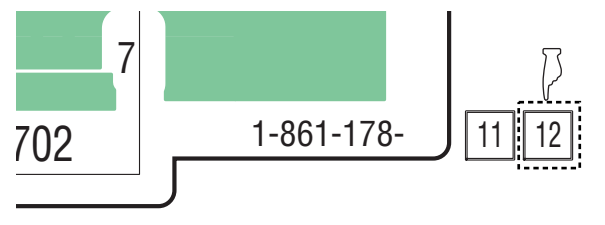

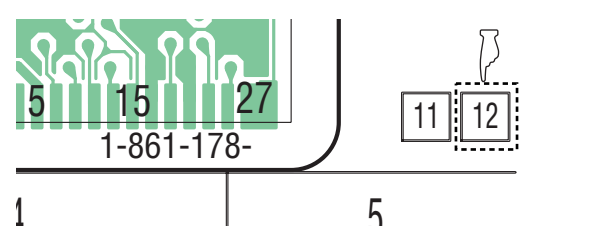
4-2. SCHEMATIC DIAGRAMS

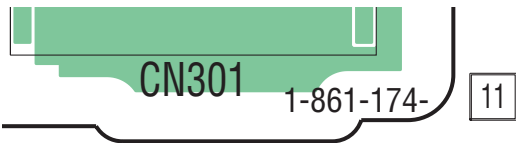


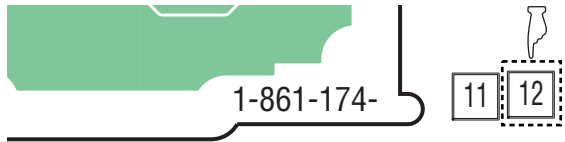
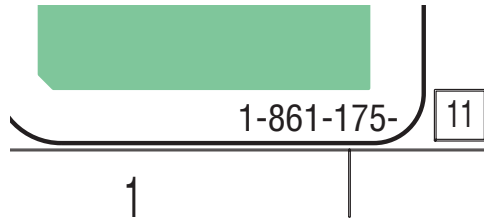
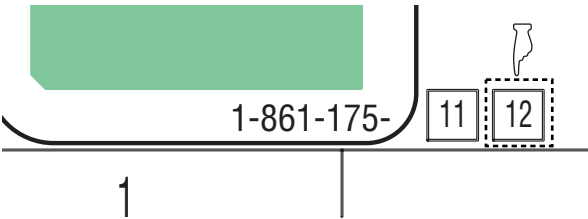
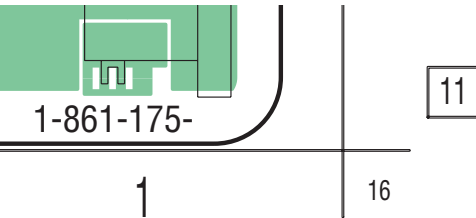
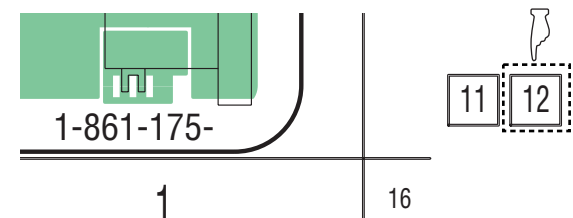
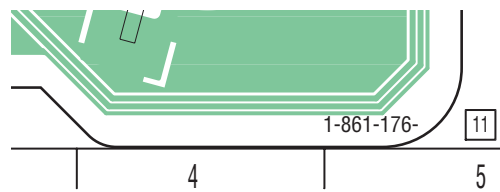
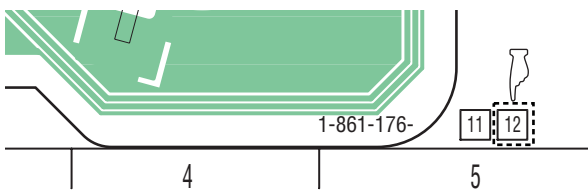
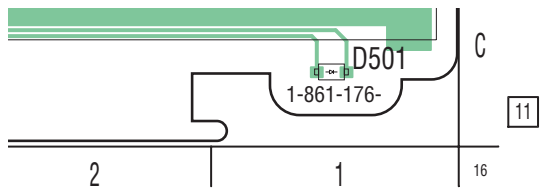
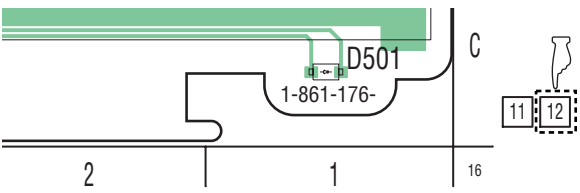
 : Changed portion



4-3. PRINTED WIRING BOARDS



 : Added portion

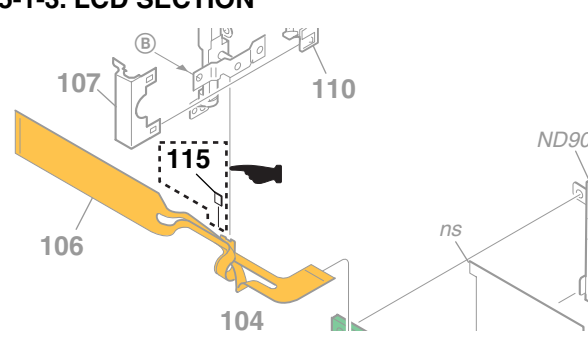
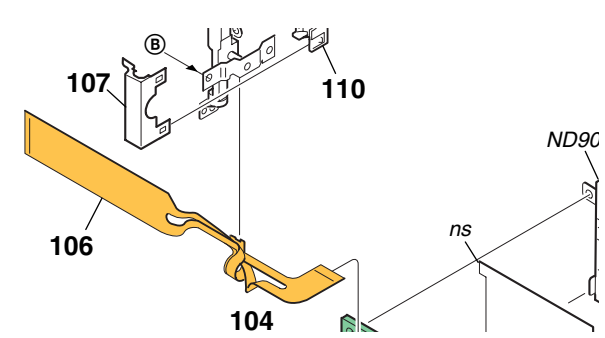
Page	Before change	After change
4-65	<p>CD-490 BOARD (SIDE A)</p> 	
	<p>CD-490 BOARD (SIDE B)</p> 	
	<p>IR-051 BOARD (SIDE A)</p> 	
	<p>IR-051 BOARD (SIDE B)</p> 	
4-68	<p>JK-260 BOARD (SIDE A)</p> 	
	<p>JK-260 BOARD (SIDE B)</p> 	

Page	Before change	After change
	<p>LB-095 BOARD (SIDE A)</p> 	
<p>4-69, 4-70</p>	<p>LB-095 BOARD (SIDE B)</p> 	
	<p>SE-141 BOARD (SIDE A)</p> 	
	<p>SE-141 BOARD (SIDE B)</p> 	
<p>4-73, 4-74</p>	<p>MS-200 BOARD (SIDE A)</p> 	
	<p>MS-200 BOARD (SIDE B)</p> 	

5. REPAIR PARTS LIST

5-1. EXPLODED VIEWS

 : Changed portion  : Deleted portion

Page	Before change	After change																																				
5-5	<p>5-1-3. LCD SECTION</p>  <table border="1"> <thead> <tr> <th>Ref. No.</th> <th>Part No.</th> <th>Description</th> </tr> </thead> <tbody> <tr> <td>115</td> <td>3-091-690-01</td> <td>SHEET, ADHESIVE, PANEL FLEXIBLE</td> </tr> </tbody> </table>	Ref. No.	Part No.	Description	115	3-091-690-01	SHEET, ADHESIVE, PANEL FLEXIBLE	 <table border="1"> <thead> <tr> <th>Ref. No.</th> <th>Part No.</th> <th>Description</th> </tr> </thead> <tbody> <tr> <td>---</td> <td>---</td> <td>---</td> </tr> </tbody> </table>	Ref. No.	Part No.	Description	---	---	---																								
Ref. No.	Part No.	Description																																				
115	3-091-690-01	SHEET, ADHESIVE, PANEL FLEXIBLE																																				
Ref. No.	Part No.	Description																																				
---	---	---																																				
5-6	<p>5-1-4. BAT. EVF SECTION</p> <table border="1"> <thead> <tr> <th>Ref. No.</th> <th>Part No.</th> <th>Description</th> </tr> </thead> <tbody> <tr> <td>171</td> <td>1-861-183-11</td> <td>FP-830 FLEXIBLE BOARD</td> </tr> </tbody> </table>	Ref. No.	Part No.	Description	171	1-861-183-11	FP-830 FLEXIBLE BOARD	<table border="1"> <thead> <tr> <th>Ref. No.</th> <th>Part No.</th> <th>Description</th> </tr> </thead> <tbody> <tr> <td>171</td> <td>1-861-183-12</td> <td>FP-830 FLEXIBLE BOARD</td> </tr> </tbody> </table>	Ref. No.	Part No.	Description	171	1-861-183-12	FP-830 FLEXIBLE BOARD																								
Ref. No.	Part No.	Description																																				
171	1-861-183-11	FP-830 FLEXIBLE BOARD																																				
Ref. No.	Part No.	Description																																				
171	1-861-183-12	FP-830 FLEXIBLE BOARD																																				
5-7	<p>5-1-5. LENS SECTION</p> <table border="1"> <thead> <tr> <th>Ref. No.</th> <th>Part No.</th> <th>Description</th> </tr> </thead> <tbody> <tr> <td>207</td> <td>1-861-181-11</td> <td>FP-828 FLEXIBLE BOARD</td> </tr> </tbody> </table>	Ref. No.	Part No.	Description	207	1-861-181-11	FP-828 FLEXIBLE BOARD	<table border="1"> <thead> <tr> <th>Ref. No.</th> <th>Part No.</th> <th>Description</th> </tr> </thead> <tbody> <tr> <td>207</td> <td>1-861-181-12</td> <td>FP-828 FLEXIBLE BOARD</td> </tr> </tbody> </table>	Ref. No.	Part No.	Description	207	1-861-181-12	FP-828 FLEXIBLE BOARD																								
Ref. No.	Part No.	Description																																				
207	1-861-181-11	FP-828 FLEXIBLE BOARD																																				
Ref. No.	Part No.	Description																																				
207	1-861-181-12	FP-828 FLEXIBLE BOARD																																				
5-8	<p>5-1-6. CABINET (L) SECTION</p> <table border="1"> <thead> <tr> <th>Ref. No.</th> <th>Part No.</th> <th>Description</th> </tr> </thead> <tbody> <tr> <td>256</td> <td>1-861-185-11</td> <td>FP-832 FLEXIBLE BOARD</td> </tr> <tr> <td>260</td> <td>1-478-481-41</td> <td>KEY BLOCK, CONTROL (SS6300) (EXCEPT HC40:J)</td> </tr> <tr> <td>260</td> <td>1-478-481-51</td> <td>KEY BLOCK, CONTROL (SS6300) (HC40:J)</td> </tr> <tr> <td>263</td> <td>1-861-186-11</td> <td>FP-833 FLEXIBLE BOARD</td> </tr> <tr> <td>SP901</td> <td>1-825-260-21</td> <td>LOUD SPEAKER (1.6CM)</td> </tr> </tbody> </table>	Ref. No.	Part No.	Description	256	1-861-185-11	FP-832 FLEXIBLE BOARD	260	1-478-481-41	KEY BLOCK, CONTROL (SS6300) (EXCEPT HC40:J)	260	1-478-481-51	KEY BLOCK, CONTROL (SS6300) (HC40:J)	263	1-861-186-11	FP-833 FLEXIBLE BOARD	SP901	1-825-260-21	LOUD SPEAKER (1.6CM)	<table border="1"> <thead> <tr> <th>Ref. No.</th> <th>Part No.</th> <th>Description</th> </tr> </thead> <tbody> <tr> <td>256</td> <td>1-861-185-12</td> <td>FP-832 FLEXIBLE BOARD</td> </tr> <tr> <td>260</td> <td>1-478-481-43</td> <td>KEY BLOCK, CONTROL (SS6300) (EXCEPT HC40:J)</td> </tr> <tr> <td>260</td> <td>1-478-481-53</td> <td>KEY BLOCK, CONTROL (SS6300) (HC40:J)</td> </tr> <tr> <td>263</td> <td>1-861-186-12</td> <td>FP-833 FLEXIBLE BOARD</td> </tr> <tr> <td>SP901</td> <td>1-825-260-23</td> <td>LOUD SPEAKER (1.6CM)</td> </tr> </tbody> </table>	Ref. No.	Part No.	Description	256	1-861-185-12	FP-832 FLEXIBLE BOARD	260	1-478-481-43	KEY BLOCK, CONTROL (SS6300) (EXCEPT HC40:J)	260	1-478-481-53	KEY BLOCK, CONTROL (SS6300) (HC40:J)	263	1-861-186-12	FP-833 FLEXIBLE BOARD	SP901	1-825-260-23	LOUD SPEAKER (1.6CM)
Ref. No.	Part No.	Description																																				
256	1-861-185-11	FP-832 FLEXIBLE BOARD																																				
260	1-478-481-41	KEY BLOCK, CONTROL (SS6300) (EXCEPT HC40:J)																																				
260	1-478-481-51	KEY BLOCK, CONTROL (SS6300) (HC40:J)																																				
263	1-861-186-11	FP-833 FLEXIBLE BOARD																																				
SP901	1-825-260-21	LOUD SPEAKER (1.6CM)																																				
Ref. No.	Part No.	Description																																				
256	1-861-185-12	FP-832 FLEXIBLE BOARD																																				
260	1-478-481-43	KEY BLOCK, CONTROL (SS6300) (EXCEPT HC40:J)																																				
260	1-478-481-53	KEY BLOCK, CONTROL (SS6300) (HC40:J)																																				
263	1-861-186-12	FP-833 FLEXIBLE BOARD																																				
SP901	1-825-260-23	LOUD SPEAKER (1.6CM)																																				

5-2. ELECTRICAL PARTS LIST

 : Changed portion  : Deleted portion  : Added portion

Page	Before change	After change												
5-14	<p>JK-260 BOARD</p> <table border="1"> <thead> <tr> <th>Ref. No.</th> <th>Part No.</th> <th>Description</th> </tr> </thead> <tbody> <tr> <td>D702</td> <td>6-500-750-01</td> <td>DIODE NSAD500H-T1-A</td> </tr> </tbody> </table>	Ref. No.	Part No.	Description	D702	6-500-750-01	DIODE NSAD500H-T1-A	<table border="1"> <thead> <tr> <th>Ref. No.</th> <th>Part No.</th> <th>Description</th> </tr> </thead> <tbody> <tr> <td>---</td> <td>---</td> <td>---</td> </tr> </tbody> </table>	Ref. No.	Part No.	Description	---	---	---
Ref. No.	Part No.	Description												
D702	6-500-750-01	DIODE NSAD500H-T1-A												
Ref. No.	Part No.	Description												
---	---	---												
5-15	<p>MS-200 BOARD</p> <table border="1"> <thead> <tr> <th>Ref. No.</th> <th>Part No.</th> <th>Description</th> </tr> </thead> <tbody> <tr> <td>VDR501</td> <td>1-805-043-11</td> <td>ABSORBER, CHIP SURGE</td> </tr> </tbody> </table>	Ref. No.	Part No.	Description	VDR501	1-805-043-11	ABSORBER, CHIP SURGE	<table border="1"> <thead> <tr> <th>Ref. No.</th> <th>Part No.</th> <th>Description</th> </tr> </thead> <tbody> <tr> <td>VDR501</td> <td>1-803-974-21</td> <td>CHIP VARISTOR</td> </tr> </tbody> </table>	Ref. No.	Part No.	Description	VDR501	1-803-974-21	CHIP VARISTOR
	Ref. No.	Part No.	Description											
VDR501	1-805-043-11	ABSORBER, CHIP SURGE												
Ref. No.	Part No.	Description												
VDR501	1-803-974-21	CHIP VARISTOR												
<p>PD-213 BOARD</p> <table border="1"> <thead> <tr> <th>Ref. No.</th> <th>Part No.</th> <th>Description</th> </tr> </thead> <tbody> <tr> <td>CN605</td> <td>1-785-905-11</td> <td>CONNECTOR, FFC/FPC (ZIF) 24P</td> </tr> </tbody> </table>	Ref. No.	Part No.	Description	CN605	1-785-905-11	CONNECTOR, FFC/FPC (ZIF) 24P	<table border="1"> <thead> <tr> <th>Ref. No.</th> <th>Part No.</th> <th>Description</th> </tr> </thead> <tbody> <tr> <td>* CN605</td> <td>1-785-905-51</td> <td>CONNECTOR, FFC/FPC (ZIF) 24P</td> </tr> </tbody> </table>	Ref. No.	Part No.	Description	* CN605	1-785-905-51	CONNECTOR, FFC/FPC (ZIF) 24P	
Ref. No.	Part No.	Description												
CN605	1-785-905-11	CONNECTOR, FFC/FPC (ZIF) 24P												
Ref. No.	Part No.	Description												
* CN605	1-785-905-51	CONNECTOR, FFC/FPC (ZIF) 24P												

Change data by Version change of VC board

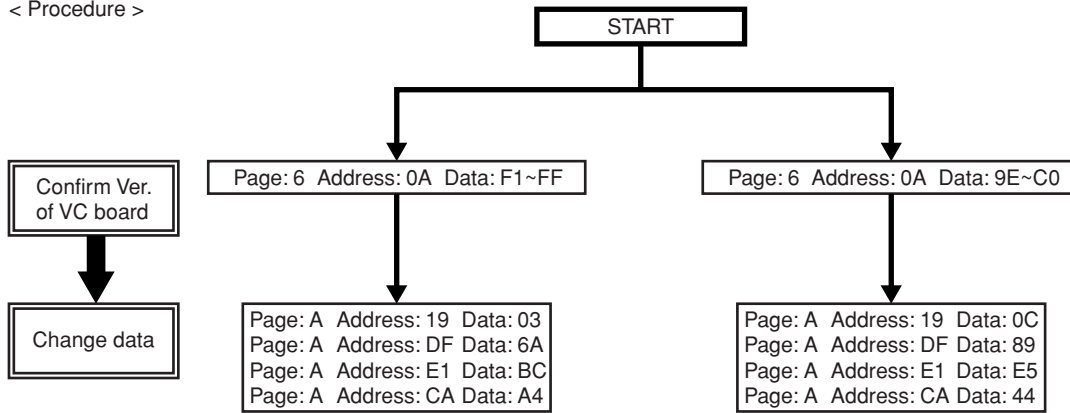
Change data in the unit.

<Notice>

The change data is different according to the version of VC-352 board and microcontroller.

DCR-HC40

< Procedure >



DCR-HC40E

< Procedure >

